

HBL1009

Advance Information 1-Channel ESD Protector

Product Description

The HBL1009 provides robust ESD protection for sensitive parts that may be subjected to electrostatic discharge (ESD). The tiny form factor means it can be used in very confined spaces. The electrical 'back-to-back Zener' configuration provides symmetrical ESD protection in cases where nodes with AC signals are present. This device is designed and characterized to safely dissipate ESD strikes of at least ± 3 kV, according to the MIL-STD-883 (Method 3015) specification for Human Body Model (HBM) ESD.

Features

- Compact Die Protects from ESD Discharges
- Almost no Conduction at Signal Amplitudes less than ± 4 V
- ESD Protection to over ± 8 V Contact Discharge per MIL-STD-883 International ESD Standard
- These Devices are Pb-Free and are RoHS Compliant

Applications

- LED Lighting
- Modules
- Interface Circuits



ON Semiconductor®

<http://onsemi.com>

ELECTRICAL SCHEMATIC

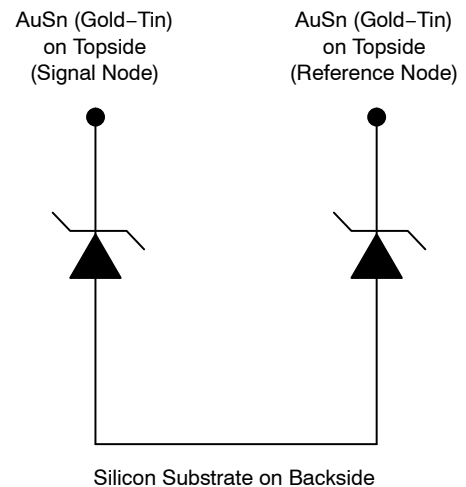


Table 1. ORDERING INFORMATION†

Part Numbering Information					
Ordering Part Number	Topside Metal	Back Metal	BG Thickness	Inking?	Shipping Method
HBL1009-RP	Gold-Tin (AuSn)	None (Si Substrate)	4 mils	No	Die on tape in ring-pack

NOTE: Contact your sales representative for other ordering options.

This document contains information on a new product. Specifications and information herein are subject to change without notice.

HBL1009

SPECIFICATIONS

Table 2. OPERATING CONDITIONS

Parameter	Rating	Units
Operating Temperature Range	-40 to +130	°C
Storage Temperature Range	-55 to +130	°C

Table 3. ELECTRICAL OPERATING CHARACTERISTICS

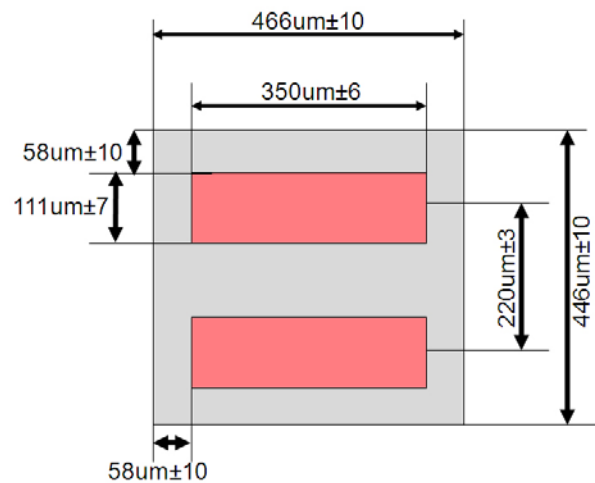
Symbol	Parameter	Conditions	Min	Typ	Max	Units
I _{LEAK}	Leakage Current	V = ±4 V, T = 25°C		±0.1	±1	μA
		V = ±7 V, T = 25°C		±10	±100	μA
V _{BD}	Breakdown Voltage	T = 25°C at ±20.0 mA	±7.3	±8	±8.9	V
V _{ESD}	ESD Voltage Rating Contact Discharge per Human Body Model, MIL-STD-883 (Method 3015)	(Note 1)	±8			kV
C _T	Capacitance			50		pF
	Temp Coefficient of BV	20 mA		1.0		mV/K

1. Per the standard, 3 positive and 3 negative strikes are applied, one second apart.

MECHANICAL DETAILS

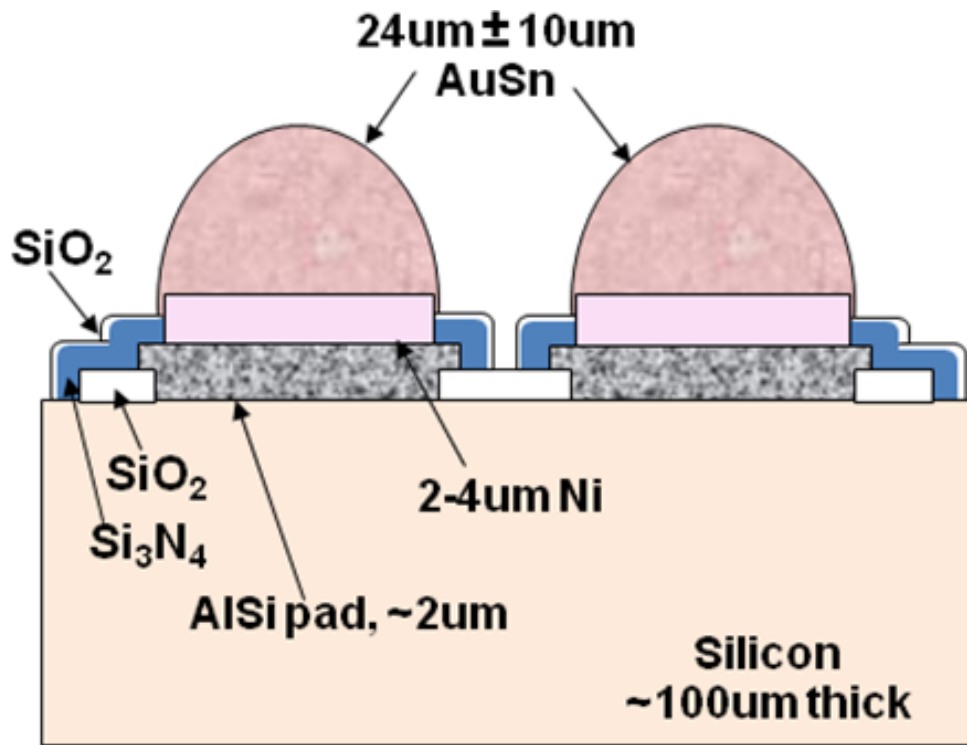
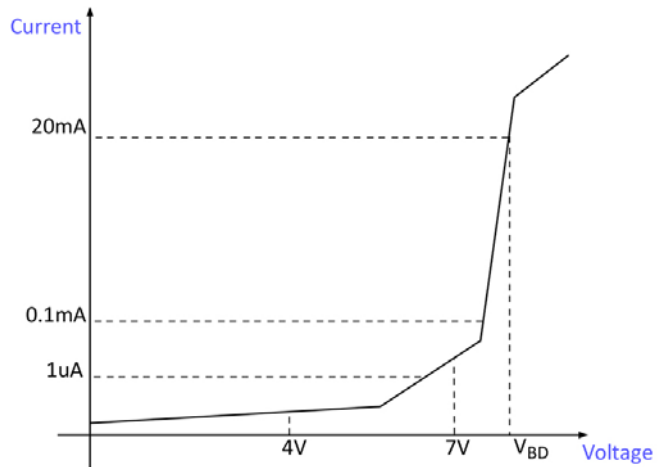
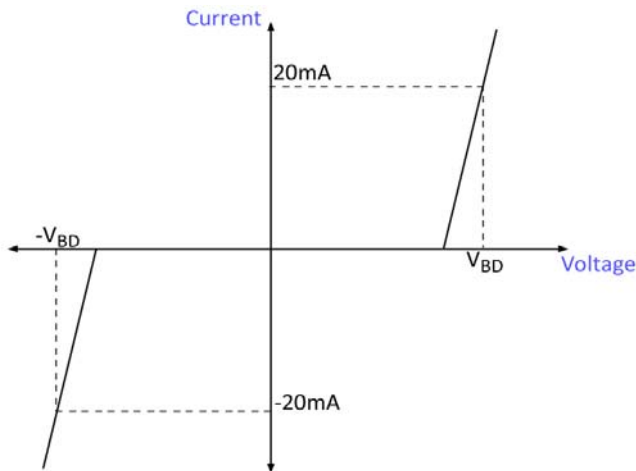
Table 4. MECHANICAL SPECIFICATIONS (Note 2)

Symbol	Value	Unit
Composition	Silicon Wafer, P+ doped	
Length (Sawn)	466	μm
Width (Sawn)	446	μm
Thickness	4	mils
Top Pad Length	350	μm
Top Pad Width	111	μm
Top Pad Spacing	109	μm
Top Pad Composition	AuSn (gold-tin)	
Top Pad Thickness	24 ± 10	μm
Back Metal (Underside)	None (silicon substrate)	



2. Dimensions are typical values if tolerances are not specified.

HBL1009



ON Semiconductor and **ON** are registered trademarks of Semiconductor Components Industries, LLC (SCILLC). SCILLC owns the rights to a number of patents, trademarks, copyrights, trade secrets, and other intellectual property. A listing of SCILLC's product/patent coverage may be accessed at www.onsemi.com/site/pdf/Patent-Marking.pdf. SCILLC reserves the right to make changes without further notice to any products herein. SCILLC makes no warranty, representation or guarantee regarding the suitability of its products for any particular purpose, nor does SCILLC assume any liability arising out of the application or use of any product or circuit, and specifically disclaims any and all liability, including without limitation special, consequential or incidental damages. "Typical" parameters which may be provided in SCILLC data sheets and/or specifications can and do vary in different applications and actual performance may vary over time. All operating parameters, including "Typicals" must be validated for each customer application by customer's technical experts. SCILLC does not convey any license under its patent rights nor the rights of others. SCILLC products are not designed, intended, or authorized for use as components in systems intended for surgical implant into the body, or other applications intended to support or sustain life, or for any other application in which the failure of the SCILLC product could create a situation where personal injury or death may occur. Should Buyer purchase or use SCILLC products for any such unintended or unauthorized application, Buyer shall indemnify and hold SCILLC and its officers, employees, subsidiaries, affiliates, and distributors harmless against all claims, costs, damages, and expenses, and reasonable attorney fees arising out of, directly or indirectly, any claim of personal injury or death associated with such unintended or unauthorized use, even if such claim alleges that SCILLC was negligent regarding the design or manufacture of the part. SCILLC is an Equal Opportunity/Affirmative Action Employer. This literature is subject to all applicable copyright laws and is not for resale in any manner.

PUBLICATION ORDERING INFORMATION

LITERATURE FULFILLMENT:
 Literature Distribution Center for ON Semiconductor
 P.O. Box 5163, Denver, Colorado 80217 USA
Phone: 303-675-2175 or 800-344-3860 Toll Free USA/Canada
Fax: 303-675-2176 or 800-344-3867 Toll Free USA/Canada
Email: orderlit@onsemi.com

N. American Technical Support: 800-282-9855 Toll Free
 USA/Canada
Europe, Middle East and Africa Technical Support:
 Phone: 421 33 790 2910
Japan Customer Focus Center
 Phone: 81-3-5817-1050

ON Semiconductor Website: www.onsemi.com
Order Literature: <http://www.onsemi.com/orderlit>
 For additional information, please contact your local
 Sales Representative